



3M Science.
Applied to Life.™

Connections that last


A reference guide to 3M™ Red Dot™ ECG Electrodes

Performance Priced



3M™ Foam Monitoring Electrode 2228
1.57" × 1.3" (4 cm × 3,3 cm)
Diaphoretic, sticky gel




3M™ Foam Monitoring Electrode 2244
1.57" × 1.3" (4 cm × 3,3 cm)
Diaphoretic, radiolucent,
sticky gel 



3M™ Red Dot™ Monitoring Electrode with Foam Tape and Sticky Gel 2560
1.6" × 1.36" (4 cm × 3,5 cm)
Diaphoretic




3M™ Red Dot™ Monitoring Electrode with Foam Tape and Sticky Gel 2570
1.6" × 1.36" (4 cm × 3,5 cm)
Diaphoretic, radiolucent, with abrader 

Repositionable




3M™ Red Dot™ Repositionable Monitoring Electrode 2660
1.56" × 1.25" (4 cm × 3,2 cm)
Radiolucent 




3M™ Red Dot™ Repositionable Monitoring Electrode 2670
1.56" × 1.25" (4 cm × 3,2 cm)
Radiolucent, stronger adhesive than 2660 

Short Term Diagnostics



3M™ Red Dot™ Resting EKG Electrode 2330
.8" × 1.2" (2 cm × 3 cm)
Radiolucent, gentle adhesive 



3M™ Red Dot™ Resting EKG Electrode 2360
.8" × 1.2" (2 cm × 3 cm)
Radiolucent, repositionable, stronger adhesive than 2330 

Pediatric




3M™ Red Dot™ Monitoring Electrode with Soft Cloth Tape Backing 2245-50
1.75" dia. (4,4 cm dia.)
Solid gel



3M™ Red Dot™ Pediatric Monitoring Electrode with 3M™ Micropore™ Tape Backing 2248-50
1.75" dia. (4,4 cm dia.)
Solid gel



3M™ Red Dot™ EGC Monitoring Electrode 2268-3
1.25" dia. (3,2 cm dia.)
Conductive adhesive, soft cloth for Pediatric and Adult use 

Pre-wired (Infant and Neonatal)

3M™ Red Dot™ Neonatal
Limb Band Monitoring
Electrode, Pre-Wired
2284
.9" x .7" (2,2 cm x 1,7 cm)
Radiolucent
18" leadwire length

3M™ Red Dot™
Neonatal,
Pre-wired,
Radiolucent Soft
Cloth Monitoring
Electrode 2282L
.9" x .9"
(2,2 cm x 2,2 cm)
26" leadwire
length

3M™ Red Dot™
Neonatal,
Pre-Wired,
Radiolucent
Monitoring Electrode
with Clear Tape
2269T
.75" x 1.56"
(1,9 cm x 4 cm)
22" leadwire length

3M™ Red Dot™
Neonatal,
Pre-wired,
Radiolucent Soft
Cloth Monitoring
Electrode 2282
.9" x .9"
(2,2 cm x 2,2 cm)
18" leadwire
length

3M™ Red Dot™ Infant, Pre-Wired,
Radiolucent Monitoring Electrode
2283
1.3" x .9" (3,3 cm x 2,2 cm)
18" leadwire length

3M™ Red Dot™ Neonatal,
Pre-wired, Non-Radiolucent
Monitoring Electrode with
Soft Cloth 2280
.9" x .9" (2,2 cm x 2,2 cm)
18" metal leadwire



Fragile Skin



3M™ Red Dot™ Soft Cloth Monitoring Electrode 2238
2.4" dia. (6 cm dia.), Solid gel



3M™ Red Dot™ Soft Cloth Monitoring Electrode 2255-50
2.4" dia. (6 cm dia.) with abrader, Solid gel



3M™ Red Dot™ Soft Cloth Monitoring Electrode 2268-3
1.25" dia. (3,2 cm dia.)
Conductive adhesive for Pediatric and Adult use



3M™ Red Dot™ Monitoring Electrode with 3M™ Micropore™ Tape Backing 2239
2.4" dia. (6 cm dia.), Solid gel



3M™ Red Dot™ Monitoring Electrode with 3M™ Micropore™ Tape Backing 2249-50
2.4" dia. (6 cm dia.) with abrader, Solid gel


Pre-wired (Adult)

3M™ Red Dot™ Large Pre-wired Monitoring Electrodes with pre-attached disposable leadwire

2289PA
1.0" x 1.56" (2,5 cm x 4 cm)
5 Lead, Radiolucent
28" disposable leadwire

2289PAL
1.0" x 1.56" (2,5 cm x 4 cm)
5 Lead, Radiolucent
48" disposable leadwire

2289T
1.0" x 1.56" (2,5 cm x 4 cm)
3 Lead, Radiolucent
28" Disposable Leadwire



3M™ Red Dot™ Large Pre-wired Monitoring Electrode 2289T shown.

Diaphoretic



3M™ Red Dot™ Diaphoretic Soft Cloth Monitoring Electrode 2231
2.2" x 2" (5,1 cm x 5,5 cm), Solid gel



3M™ Red Dot™ Diaphoretic Soft Cloth Monitoring Electrode 2271
2.2" x 2" (5,1 cm x 5,5 cm), Solid gel with abrador

Diaphoretic Fluid Resistant



3M™ Red Dot™ Diaphoretic Foam Monitoring Electrode 2230
2.2" x 2" (5,1 cm x 5,5 cm), Solid gel



3M™ Red Dot™ Diaphoretic Foam Monitoring Electrode 2270
2.2" x 2" (5,1 cm x 5,5 cm), Solid gel with abrador



3M™ Red Dot™ Monitoring Electrode with Foam Tape and Sticky Gel 2570
1.6" x 1.36" (4 cm x 3,5 cm)
Radiolucent with abrador



3M™ Red Dot™ Foam Monitoring Electrode 2560
1.6" x 1.36" (4 cm x 3,5 cm)
with sticky gel

Fluid Resistant



3M™ Red Dot™ Clear Plastic Monitoring Electrode 2235
2" dia. (5,1 cm dia.)
Solid gel



3M™ Red Dot™ Foam Monitoring Electrode 2256-50
2" dia. (5,1 cm dia.)
with wet gel, abrador



3M™ Red Dot™ Foam Monitoring Electrode 2237
1.75" dia. (4.4 cm dia.), Solid gel



3M™ Red Dot™ Foam Monitoring Electrode 2259
2" dia. (5,1 cm dia.) with solid gel, abrador

Ordering Information

Product No.	Description	Packaging
Performance Priced Options		
2228	Foam Monitoring Electrode, 1.5 inch x 1.3 inch (3,7 cm x 3,3 cm) with sticky gel	1000 electrodes/case, 10/strip, 5 strip/bag, 20 bag/case
2228-3	Foam Monitoring Electrode, 1.5 inch x 1.3 inch (3,7 cm x 3,3 cm) with sticky gel	600 electrodes/case, 3/strip, 1 strip/bag, 200 bag/case
2228-5	Foam Monitoring Electrode, 1.5 inch x 1.3 inch (3,7 cm x 3,3 cm) with sticky gel	1000 electrodes/case, 5/strip, 1 strip/bag, 200 bag/case
2244	Foam Monitoring Electrode, Radiolucent, 1.57 inch x 1.3 inch (4 cm x 3,3 cm) with sticky gel	1000 electrodes/case, 10/strip, 5 strip/bag, 20 bag/case
2560	Foam Monitoring Electrode, 1.6 inch x 1.36 inch (4 cm x 3,5 cm) with sticky gel	1000 electrodes/case, 10/strip, 5 strip/bag, 20 bag/case
2570	Foam Monitoring Electrode, Radiolucent, 1.6 inch x 1.36 inch (4 cm x 3,5 cm) with Sticky Gel and Abrader	1000 electrodes/case, 10/strip, 5 strip/bag, 20 bag/case
2570-3	Foam Monitoring Electrode, Radiolucent, 1.6 inch x 1.36 inch (4 cm x 3,5 cm) with Sticky Gel and Abrader	600 electrodes/case, 3/strip, 1 strip/bag, 200 bag/case
2570-5	Foam Monitoring Electrode, Radiolucent, 1.6 inch x 1.36 inch (4 cm x 3,5 cm) with Sticky Gel and Abrader	1000 electrodes/case, 5/strip, 1 strip/bag, 200 bag/case
Repositionable		
2660-3	Repositionable Soft Cloth Monitoring Electrode, 1.56 inch x 1.25 inch (4 cm x 3,2 cm) Radiolucent with Lift Tab	600 electrodes/case, 3/strip, 1 strip/bag, 200 bag/case
2660-5	Repositionable Soft Cloth Monitoring Electrode, 1.56 inch x 1.25 inch (4 cm x 3,2 cm) Radiolucent with Lift Tab	1000 electrodes/case, 5/strip, 1 strip/bag, 200 bag/case
2670-3	Repositionable Soft Cloth Monitoring Electrode, 1.56 inch x 1.25 inch (4 cm x 3,2 cm) Radiolucent with Aggressive Adhesive and Lift Tab	600 electrodes/case, 3/strip, 1 strip/bag, 200 bag/case
2670-5	Repositionable Soft Cloth Monitoring Electrode, 1.56 inch x 1.25 inch (4 cm x 3,2 cm) Radiolucent with Aggressive Adhesive and Lift Tab	1000 electrodes/case, 5/strip, 1 strip/bag, 200 bag/case
Short Term Diagnostics		
2330	Resting Tab Style EKG Diagnostic electrode with Gentle Adhesive	4000 electrodes/case, 10/card, 10 card/bag, 40 bag/case
2360	Resting Tab Style EKG Diagnostic electrode with Aggressive Adhesive	4000 electrodes/case, 10/card, 10 card/bag, 40 bag/case
Pediatric		
2245-50	Soft Cloth Monitoring Electrode 1.75 inch dia. (4,4 cm dia.) with Solid Gel and Lift Tab	1000 electrodes/case, 50/bag, 20 bag/case
2248-50	Micropore Paper Tape Monitoring Electrode 1.75 inch dia. (4,4 cm dia.) with Solid Gel and Lift Tab	1000 electrodes/case, 50/bag, 20 bag/case
2268-3	Soft Cloth Monitoring Electrode 1.25 inch dia. (3,2 cm dia.) with Conductive Adhesive and Lift Tab	600 electrodes/case, 3/bag, 200 bag/case
Pre-wired (Infant & Neonatal)		
2269T	Neonatal Monitoring Electrode, Pre-Wired with Clear Tape, .75 inch x 1.56 inch (1,9 cm x 4 cm) with 22 inch Radiolucent Leadwires	300 electrodes/case, 3/bag, 10 bag/box, 10 box/case
2280	Neonatal Monitoring Electrode, Pre-Wired with Soft Cloth, 0.9 inch x .9 inch (2,2 cm x 2,2 cm) with 18 inch Metal Leadwires	300 electrodes/case, 3/bag, 100 bag/case
2282	Neonatal Monitoring Electrode, Pre-Wired with Soft Cloth, 0.9 inch x .9 inch (2,2 cm x 2,2 cm) with 18 inch Radiolucent Leadwires	300 electrodes/case, 3/bag, 100 bag/case
2282L	Neonatal Monitoring Electrode, Pre-Wired with Soft Cloth, 0.9 inch x .9 inch (2,2 cm x 2,2 cm) with 26 inch Radiolucent Leadwires	300 electrodes/case, 3/bag, 100 bag/case
2283	Infant Monitoring Electrode, Pre-Wired with Soft Cloth, 1.3 inch x .9 inch (3,3 cm x 2,2 cm) with 18 inch Radiolucent Leadwires	300 electrodes/case, 3/bag, 100 bag/case
2284	Neonatal, Pre-wired Limb Band Monitoring Electrode, .9 inch x .7 inch (2,2 cm x 1,7 cm) with 18 inch Radiolucent Leadwires	300 electrodes/case, 3/bag, 100 bag/case
Fragile Skin		
2238	Soft Cloth Monitoring Electrode 2.4 inch dia. (6 cm dia.) with Solid Gel and Lift Tab	1000 electrodes/case, 50/bag, 20 bag/case
2238-5	Soft Cloth Monitoring Electrode 2.4 inch dia. (6 cm dia.) with Solid Gel and Lift Tab	1000 electrodes/case, 5/bag, 200 bag/case
2239	Micropore Paper Tape Monitoring Electrode 2.4 inch dia. (6 cm dia.) with Solid Gel and Lift Tab	1000 electrodes/case, 50/bag, 20 bag/case
2249-50	Micropore Paper Tape Monitoring Electrode 2.4 inch dia. (6 cm dia.) with Solid Gel, Abrader and Lift Tab	1000 electrodes/case, 50/bag, 20 bag/case
2255-50	Soft Cloth Monitoring Electrode 2.4 inch dia. (6 cm dia.) with Solid Gel, Abrader and Lift Tab	1000 electrodes/case, 50/bag, 20 bag/case
2268-3	Soft Cloth Monitoring Electrode 1.25 inch dia. (3,2 cm dia.) with Conductive Adhesive and Lift Tab	600 electrodes/case, 3/bag, 200 bag/case

Ordering Information

Product No.	Description	Packaging
-------------	-------------	-----------

Pre-wired (Adult)

2289PA	Clear Tape Monitoring Electrode with Preattached Disposable Leadwire, 1 inch x 1.56 inch (2,5 cm x 4 cm) with 28 inch Radiolucent Leadwires	500 electrodes/case, 5/bag, 100 bag/case
2289PAL	Clear Tape Monitoring Electrode with Preattached Disposable Leadwire, 1 inch x 1.56 inch (2,5 cm x 4 cm) with 48 inch Radiolucent Leadwires	500 electrodes/case, 5/bag, 100 bag/case
2289T	Clear Tape Monitoring Electrode with Preattached Disposable Leadwire, 1 inch x 1.56 inch (2,5 cm x 4 cm) with 28 inch Radiolucent Leadwires	300 electrodes/case, 3/bag, 100 bag/case

Diaphoretic

2230	Diaphoretic Foam Monitoring Electrode 2.2 inch x 2 inch (5,1 cm x 5,5 cm) with Solid Gel and Lift Tab	1000 electrodes/case, 50/bag, 20 bag/case
2231	Diaphoretic Soft Cloth Monitoring Electrode 2.2 inch x 2 inch (5,1 cm x 5,5 cm) with Solid Gel and Lift Tab	1000 electrodes/case, 50/bag, 20 bag/case
2270-5	Diaphoretic Foam Monitoring Electrode 2.2 inch x 2 inch (5,1 cm x 5,5 cm) with Solid Gel, Abrader and Lift Tab	1000 electrodes/case, 5/bag, 200 bag/case
2270-50	Diaphoretic Foam Monitoring Electrode 2.2 inch x 2 inch (5,1 cm x 5,5 cm) with Solid Gel, Abrader and Lift Tab	1000 electrodes/case, 50/bag, 20 bag/case
2271-5	Diaphoretic Soft Cloth Monitoring Electrode 2.2 inch x 2 inch (5,1 cm x 5,5 cm) with Solid Gel, Abrader and Lift Tab	1000 electrodes/case, 5/bag, 200 bag/case
2271-50	Diaphoretic Soft Cloth Monitoring Electrode 2.2 inch x 2 inch (5,1 cm x 5,5 cm) with Solid Gel, Abrader and Lift Tab	1000 electrodes/case, 50/bag, 20 bag/case

Fluid Resistant

2230	Diaphoretic Foam Monitoring Electrode 2.2 inch x 2 inch (5,1 cm x 5,5 cm) with Solid Gel and Lift Tab	1000 electrodes/case, 50/bag, 20 bag/case
2235	Clear Plastic Monitoring Electrode 2 inch dia. (5,1 cm dia.) with Solid Gel and Lift Tab	1000 electrodes/case, 50/bag, 20 bag/case
2237	Foam Monitoring Electrode 1.75 inch dia. (4,4 cm dia.) with Solid Gel and Lift Tab	1000 electrodes/case, 50/bag, 20 bag/case
2256-50	Foam Monitoring Electrode 2 inch dia. (5,1 cm dia) with Wet Gel, Abrader and Lift Tab	1000 electrodes/case, 50/bag, 20 bag/case
2259-3	Foam Monitoring Electrode 2 inch dia. (5,1 cm dia) with Solid Gel, Abrader and Lift Tab	600 electrodes/case, 3/bag, 200 bag/case
2259-50	Foam Monitoring Electrode 2 inch dia. (5,1 cm dia) with Solid Gel, Abrader and Lift Tab	1000 electrodes/case, 50/bag, 20 bag/case
2270-5	Diaphoretic Foam Monitoring Electrode 2.2 inch x 2 inch (5,1 cm x 5,5 cm) with Solid Gel, Abrader and Lift Tab	1000 electrodes/case, 5/bag, 200 bag/case
2270-50	Diaphoretic Foam Monitoring Electrode 2.2 inch x 2 inch (5,1 cm x 5,5 cm) with Solid Gel, Abrader and Lift Tab	1000 electrodes/case, 50/bag, 20 bag/case
2560	Foam Monitoring Electrode, 1.6 inch x 1.36 inch (4 cm x 3,5 cm) with sticky gel	1000 electrodes/case, 10/strip, 5 strip/bag, 20 bag/case
2570	Foam Monitoring Electrode, Radiolucent, 1.6 inch x 1.36 inch (4 cm x 3,5 cm) with Sticky Gel and Abrader	1000 electrodes/case, 10/strip, 5 strip/bag, 20 bag/case
2570-3	Foam Monitoring Electrode, Radiolucent, 1.6 inch x 1.36 inch (4 cm x 3,5 cm) with Sticky Gel and Abrader	600 electrodes/case, 3/strip, 1 strip/bag, 200 bag/case
2570-5	Foam Monitoring Electrode, Radiolucent, 1.6 inch x 1.36 inch (4 cm x 3,5 cm) with Sticky Gel and Abrader	1000 electrodes/case, 5/strip, 1 strip/bag, 200 bag/case

Skin Prep

2236	Trace Prep	1 roll, 36 roll/case
------	------------	----------------------

MRI Information

MR Conditional



The 3M™ Red Dot™ Cardiac Monitoring Electrodes (2244, 2268, 2269T, 2570, 2660 or 2670) or 3M™ Red Dot™ Resting Electrodes (2330 or 2360) were determined to be MR conditional. Non-clinical testing demonstrated that the 3M Red Dot cardiac monitoring electrodes (2244, 2268, 2269T, 2570, 2660 or 2670) or 3M Red Dot resting electrodes (2330 or 2360) are MR conditional. A patient with this device can be scanned safely immediately after placement under the following conditions:

Static Magnetic Field

- Static magnetic field of 3-Tesla or less
- Maximum spatial gradient magnetic field of 720 or 4000 (See Table Below)-Gauss/cm or less

MRI-Related Heating

In non-clinical testing, the 3M Red Dot cardiac monitoring electrode or 3M Red Dot resting electrode produced the following temperature rise during MRI performed for 15-min of scanning (i.e., per pulse sequence) in the 3-Tesla (3-Tesla/128-MHz, Excite, HDx, Software 14X.M5, General Electric Healthcare, Milwaukee, WI) MR system: *Highest temperature change of +1.7°C was measured during the testing of the 3M™ Red Dot™ Neonatal, Pre-Wired, Radiolucent Monitoring Electrode 2269T.*

Therefore, the MRI-related heating experiments for the 3M Red Dot cardiac monitoring electrode or 3M Red Dot resting electrode at 3-Tesla using a transmit/receive RF body coil at an MR system reported whole body averaged SAR of 2.9 -W/kg or less (**see Table Below**) (i.e., associated with a calorimetry measured whole body averaged value of 2.7-W/kg) indicated that the greatest amount of heating that occurred in association with these specific conditions was equal to or less than +1.7°C.

Artifact Information

MR image quality may be compromised if the area of interest is in the exact same area or relatively close to the position of the 3M Red Dot cardiac monitoring electrode or 3M Red Dot resting electrode. Therefore, optimization of MR imaging parameters to compensate for the presence of this device may be necessary. The maximum artifact size (i.e., as seen on the gradient echo pulse sequence) for each electrode extends a few millimeters relative to the size and shape of the 3M Red Dot cardiac monitoring electrode or 3M Red Dot resting electrode.

3M Electrode	Electrode Type	Maximum Spatial Gradient Field (Gauss/cm)	SAR (W/Kg)	Max Heating (°C)	Artifact (mm extended)
2244	Cardiac Monitoring	720	2.9	<1.5	2
2268	Cardiac Monitoring	4000	2	1.4	3
2269T	Pre-Wired Cardiac Monitoring	4000	2	1.7	5
2570	Cardiac Monitoring	720	2.9	<1.5	2
2660	Cardiac Monitoring	720	2.9	<1.5	2
2670	Cardiac Monitoring	720	2.9	<1.5	2
2330	Resting	4000	2	1.3	1
2360	Resting	4000	2	1.3	1

Important Note: This 3M™ Red Dot™ ECG Electrode that underwent MRI testing was not connected to an electrocardiograph (ECG) lead and/or an MR conditional monitoring system. Therefore, the safety of using this 3M Red Dot ECG electrode attached to an ECG lead and/or MR conditional monitoring system is unknown. Furthermore, an MR conditional monitoring system typically requires use only with ECG electrodes specifically designed and tested with that specific equipment. It is unknown if this 3M Red Dot ECG electrode is acceptable for use with an MR conditional ECG monitoring system designed to be used to monitor a patient undergoing an MRI procedure.

To learn more about 3M™ Red Dot™ Electrodes, call the 3M Health Care Helpline at **1-800-228-3957** or visit **www.3M.com/patientmonitoring**.



3M Health Care
Infection Prevention Division
2510 Conway Avenue
St. Paul, MN 55144-1000
USA
Phone 1-800-228-3957
Web 3M.com/patientmonitoring

What is Alarm Fatigue?

go.3M.com/AlarmFatigue

Sign-up for the 3M Alarm Fatigue Reduction Program:

go.3M.com/AlarmFatigueProgram

How to Apply and Remove ECG Electrodes:

go.3M.com/RedDotHowTo

How to Troubleshoot ECG Artifacts:

go.3M.com/TroubleshootingECGArtifacts

3M and Red Dot are trademarks of 3M.
Please recycle. Printed in USA.
© 3M 2016. All rights reserved.
70-2009-6376-0